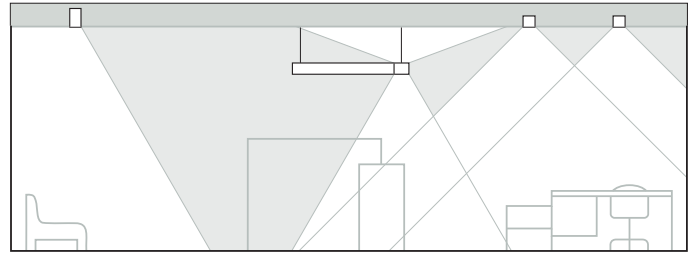
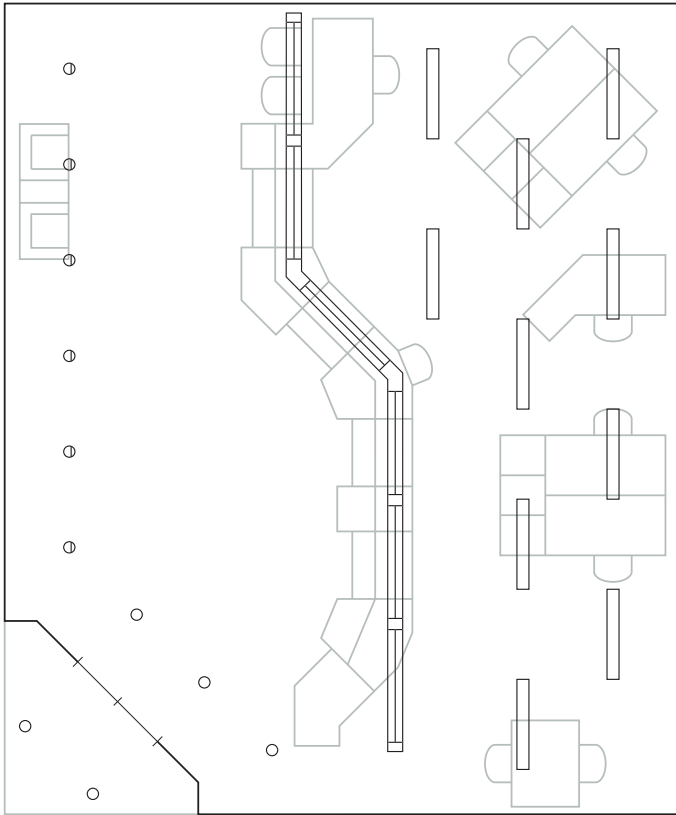
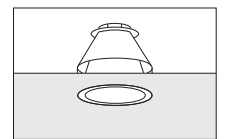
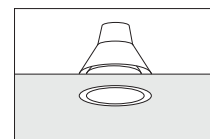
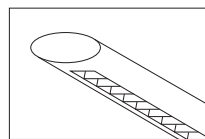


4.0 Examples of lighting concepts  
 4.19 Administration buildings,  
 public areas

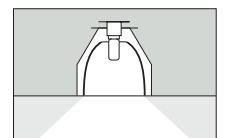
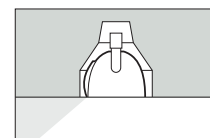
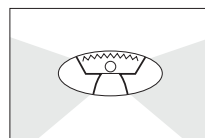
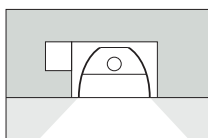
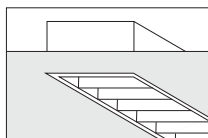


The public area is illuminated by washlights, with additional downlights accentuating the entrance. The office area is illuminated by a staggered arrangement of louvred luminaires. A light structure with direct-indirect louvred luminaires is suspended above the counter.

Light structure with direct-indirect louvred luminaires for fluorescent lamps.



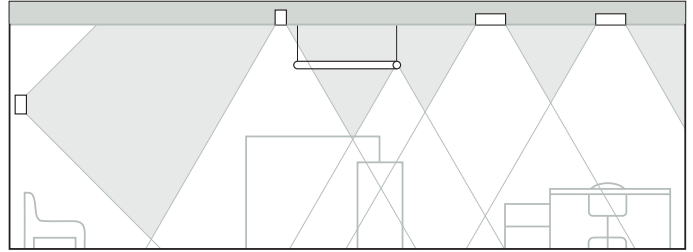
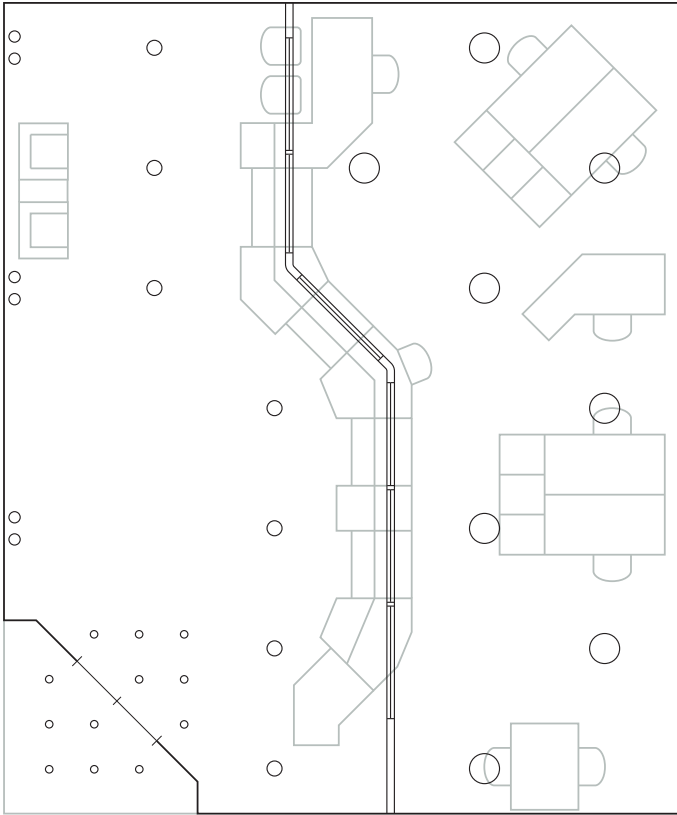
Recessed louvred luminaire for fluorescent lamps.



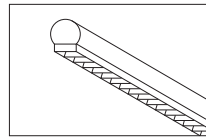
Recessed washlight for halogen lamps.

Recessed downlight for halogen lamps.

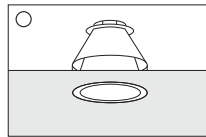
4.0 Examples of lighting concepts  
 4.19 Administration buildings,  
 public areas



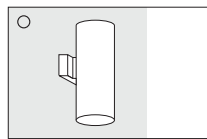
Pairs of combined up/downlights are installed along the one side wall. They provide indirect light and the beams of light they produce subdivide the wall. Downlights positioned in front of the counter produce increased illuminance. Decorative downlights create a "welcome mat" effect in the entrance area. A light structure with luminaires equipped with fluorescent lamps is suspended above the counter. The office area is illuminated by a staggered arrangement of downlights with cross baffles.



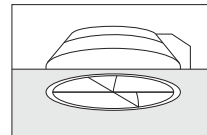
Light structure with luminaires for fluorescent lamps.



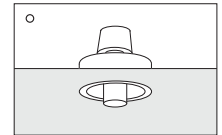
Recessed downlight for halogen lamps.



Wall-mounted combined up/downlight for PAR 38 reflector lamps.



Recessed downlight with cross baffles for compact fluorescent lamps.



Decorative recessed downlight for low-voltage halogen lamps.